

Kurzbedienungsanleitung
Short-form Operating Instructions
Mode d'emploi en bref
Breves instrucciones de servicio

Brevi istruzioni d'uso
Verkorte gebruiksaanwijzing
Stručný návod



METRISO INTRO, BASE, TECH

3-349-811-27
1/7.14

Bitte lesen Sie unbedingt die ausführliche Bedienungsanleitung im Format PDF unter www.gossenmetrawatt.com. Die Kurzbedienungsanleitung ersetzt nicht die ausführliche Bedienungsanleitung!



Please make sure to read the detailed operating instructions in pdf format at www.gossenmetrawatt.com. The short-form instructions are no substitute for the detailed instructions!

D

1 Einschalten
2 Batterietest

GB

Switching on
battery test

F

Activation
test de la pile

E

Conectar
prueba
de baterias

I

Accendere
test batteria

NL

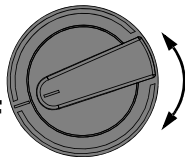
Inschakelen
batterijtest

CZ

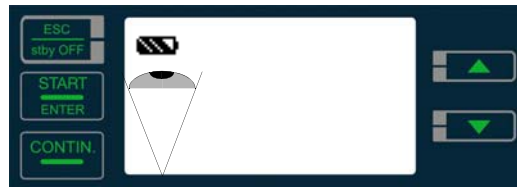
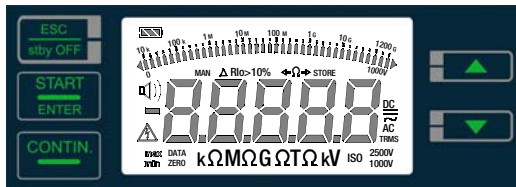
Zapnout
test baterií

1

≠ OFF



2



D

Messung
1 auswählen
2 starten

GB

Measurement
1 select
2 start

F

Mesure
1 sélection
2 démarrer

E

Medida
1 seleccionar
2 iniciar

I

Misura
1 selezionare
2 avviare

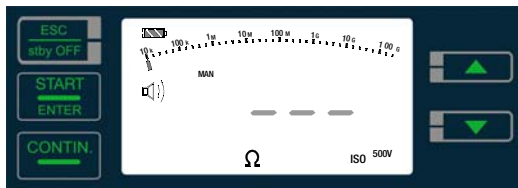
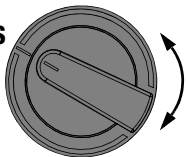
NL

Meting
1 kiezen
2 starten

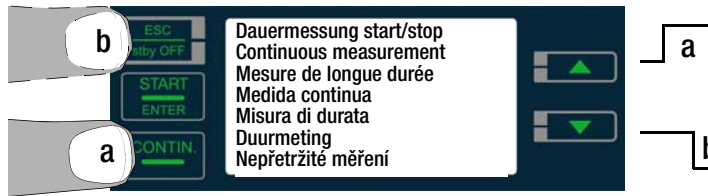
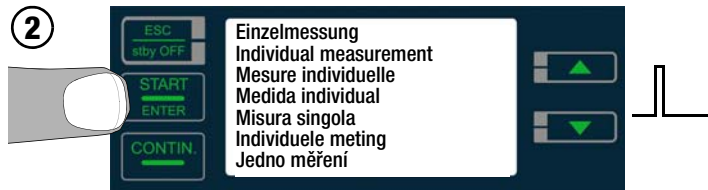
CZ

Měření
1 zvolit
2 nastartovat

① **R_{ISO}/R_{INS}**

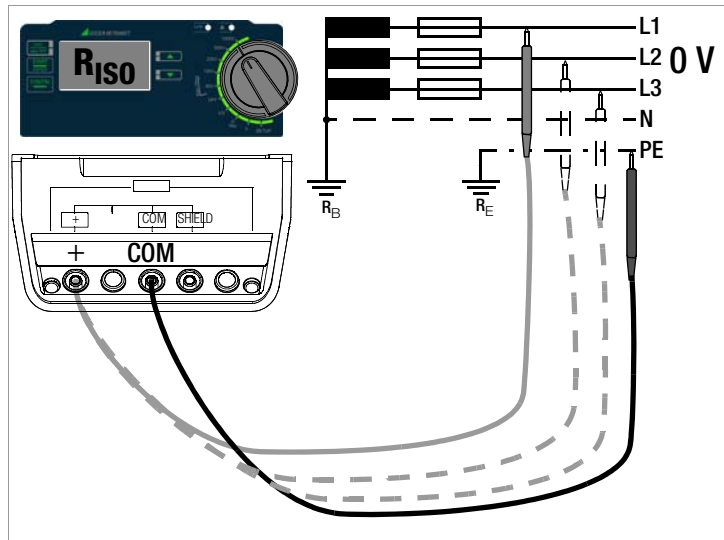


②



D

Anschluss



GB

Connection

F

Connexion

E

Conexión

I

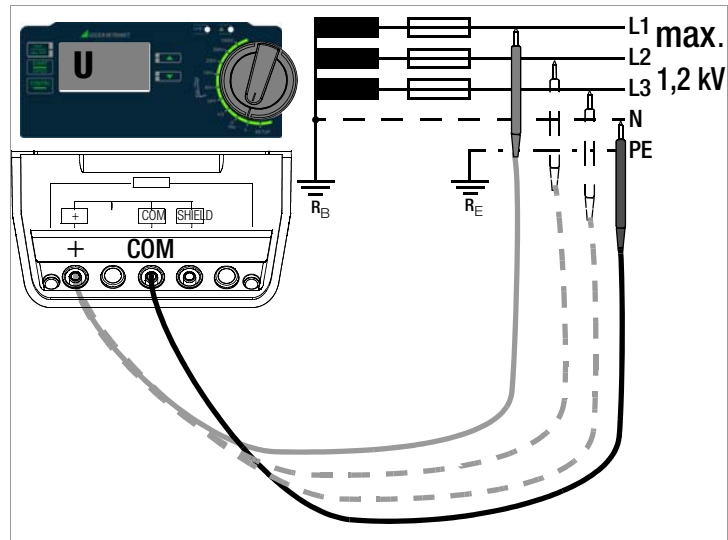
Collegamento

NL

Aansluiting

CZ

Připojení



D

1 Prüf-
widerstand
2 R_{LO}

GB

Test
Resistance

F

Résistance
de contrôle

E

Resistencia
de prueba

I

Resistenza
di verifica

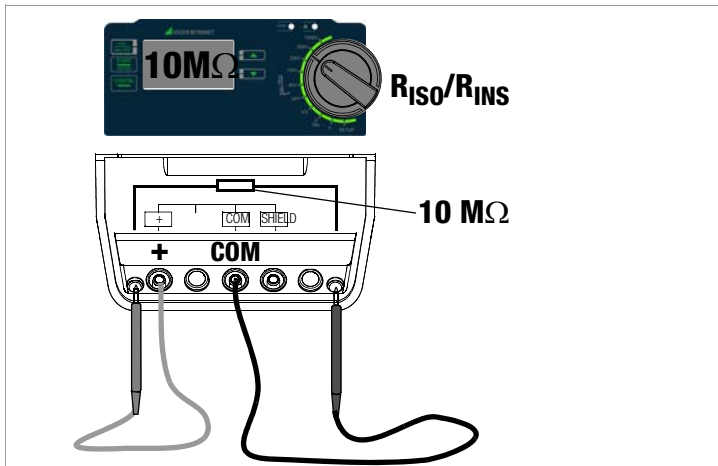
NL

Meet-
weerstand

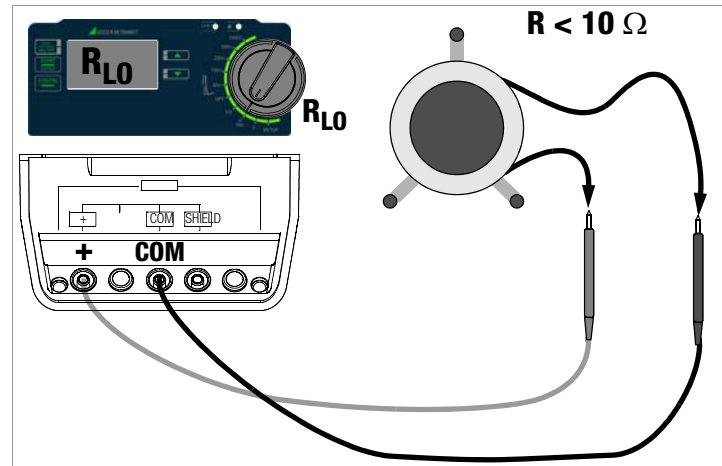
CZ

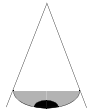
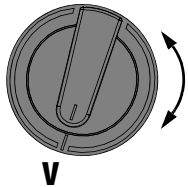
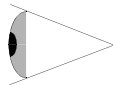
Zkušební
odpor

METRISO BASE / TECH



METRISO INTRO / BASE / TECH



U_~**①****②****DC****DC / AC****AC****U_{max} = 1000 V** METRISO INTRO / TECH**U_{max} = 500 V** METRISO BASE

D

R_{ISO}/R_{LO}

k Ω/Ω

Fremdspannungs-
überwachung

GB

R_{INS}/R_{LO}

k Ω/Ω

Interference
voltage control

F

R_{ISO}/R_{LO}

k Ω/Ω

Surveillance de
tension étrangère

E

R_{ISO}/R_{LO}

k Ω/Ω

Supervisión de
tensión ajena

I

R_{ISO}/R_{LO}

k Ω/Ω

Monitoraggio di
tensione esterna

NL

R_{ISO}/R_{LO}

k Ω/Ω

Stoorspannings-
controle

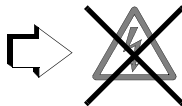
CZ

R_{ISO}/R_{LO}

k Ω/Ω

Kontrola
cizího napětí

U = 0 V!



Folgende
Messungen sind
nur an
spannungsfreien
Messobjekten
möglich.
Fremdspannung
sperrt das
Auslösen der
Messung!

The following
measurements
are possible on
electrically dead
devices.
External voltage
disables the
measurement!

Les mesures
suivantes ne sont
possibles qu'
avec des
appareils sans
tension.
La tension indé-
pendante arrête
la mesure!

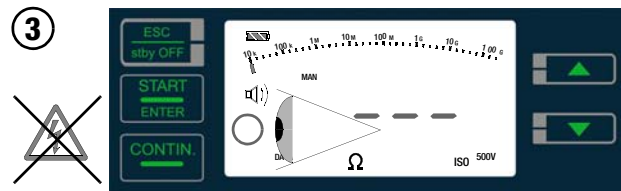
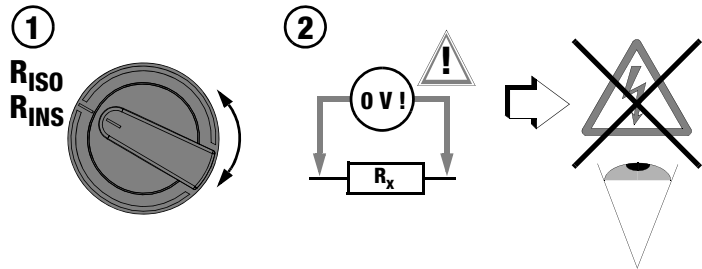
Las siguientes
mediciones son
factibles sólo
sobre objetos
exentos de
tensión.
La tensión ajena
bloquea la medi-
ción!

Le seguenti
misure sono
possibili soltanto
se l'oggetto da
misura è privo di
tensione.
Le tensioni
esterne impedis-
cono la misura!


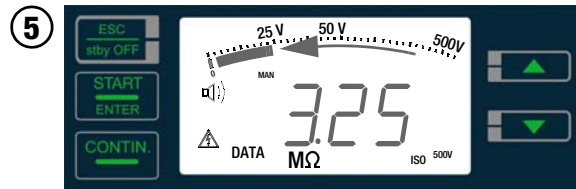
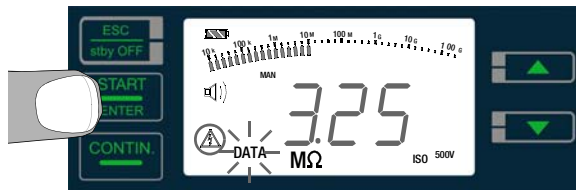
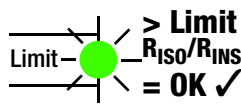
De volgende
metingen zijn
alleen aan
spanningsloze
meetobjecten
mogelijk.
Stoorspanning
blokkeert de
meting!

Následující
měření se
provádějí v
zařízeních bez
napětí.
Cizí napětí
blokuje start
měření!

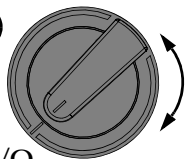
R_{ISO}/R_{INS}



④ $U_{ISO/INS}$ max. 1000 V INTRO / TECH
 $U_{ISO/INS}$ max. 500 V BASE

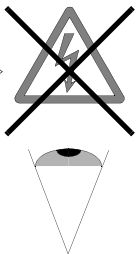
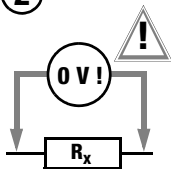


1

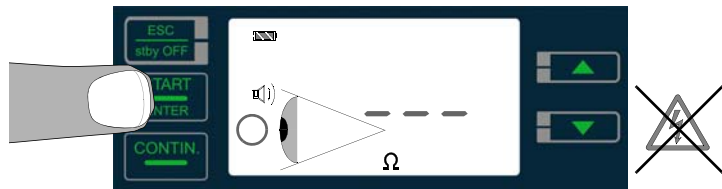


kΩ/Ω

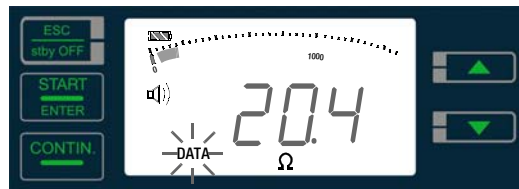
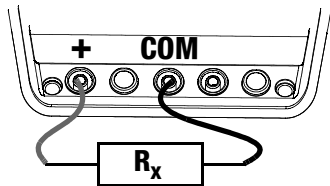
2



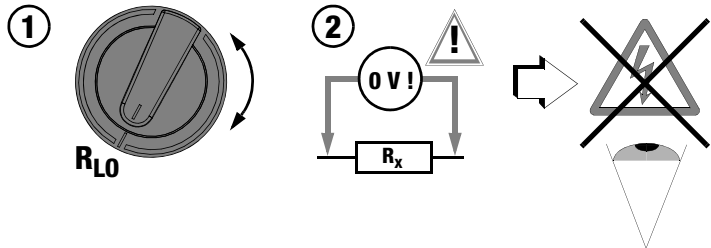
4



3



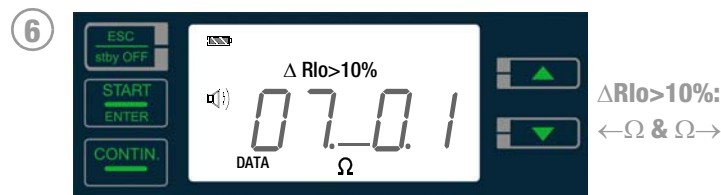
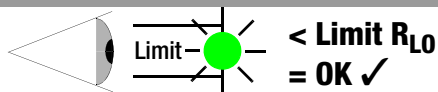
R_{LO} METRISO INTRO / BASE / TECH (I > 200 mA !)



③ **MAN:** + → - = Ω → ④

MAN: - → + = ←Ω → ⑤

AUTO: ←Ω → ④ & ⑤ → ΔR_{lo} > 10%? ✓ → ⑥



D

- 1 Ausschalten
- 2 Batterien/
Akkus
- 3 Sicherungen

GB

- Switching off
- (Rechargeable)
batteries
- Fuses

F

- Désactivation
- Piles
- (rechargeables)
- Fusibles

E

- Apagar
- Baterías
- Fusibles

I

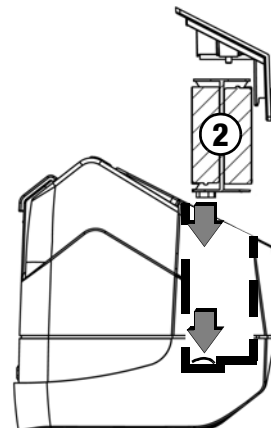
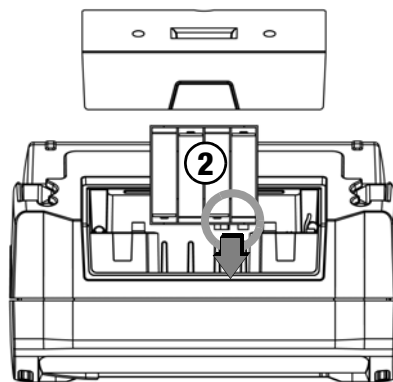
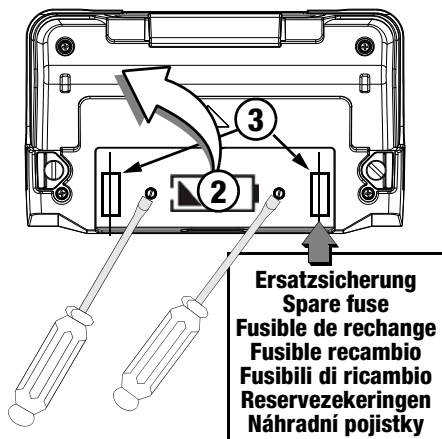
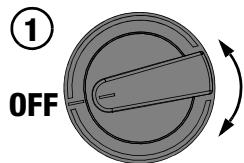
- Spegnere
- Batterie
- Fusibili

NL

- Uitschakelen
- (Oplaadbare)
- batterijen
- Zekeringen

CZ

- Vypnout
- baterie/
akumulátory
- Pojistky





Gedruckt in Deutschland
Änderungen vorbehalten



Printed in Germany
Subject to change
without notice



Imprimé en Allemagne
Sous réserve de
modifications



Impreso en Alemania
Reservados todos los
derechos




Stampato in Germania
Con riserva di variazioni




Gedruckt in Duitsland
Wijzigingen voorbehouden



Tištěno v
Německu

	METRISO	INTRO	BASE	TECH
		(M550N)	(M5500)	(M550P)
R_{ISO} / R_{INS}	U = 1000 V	✓	—	✓
R_{ISO} / R_{INS}	U = 250, 500 V	✓	✓	✓
R_{ISO} / R_{INS}	U = 50, 100 V	—	✓	✓
R	10 Ω ... 10 k Ω	—	✓	✓
R_{LO}	0,17 ... 10 Ω (I > 200 mA !)	✓	✓	✓
U	0 ... 1000 V	✓	—	✓
U	0 ... 500 V	✓	✓	✓

	METRISO	INTRO	BASE	TECH
		(M550N)	(M5500)	(M550P)
Limit				
R_{ISO} / R_{INS}	50 k Ω @ $U_{ISO}/U_{INS} = 50$ V	—	✓	✓
	100 k Ω @ $U_{ISO}/U_{INS} = 100$ V	—	✓	✓
	500 k Ω @ $U_{ISO}/U_{INS} = 250$ V	✓	✓	✓
	1 M Ω @ $U_{ISO}/U_{INS} = 500$ V	✓	✓	✓
	1 M Ω @ $U_{ISO}/U_{INS} = 1000$ V	✓	—	✓
Limit R_{LO}	2 Ω	✓	✓	✓

 **GOSSEN METRAWATT**

GMC-I Messtechnik GmbH
Südwestpark 15
90449 Nürnberg • Germany

Telefon +49 911 8602-111
Telefax +49 911 8602-777
E-Mail info@gossenmetrawatt.com
www.gossenmetrawatt.com