

Unique 7 in 1 MultiTester.  
The universal tool for TC and IT technicians.

## KE3150 ITK Test Kit



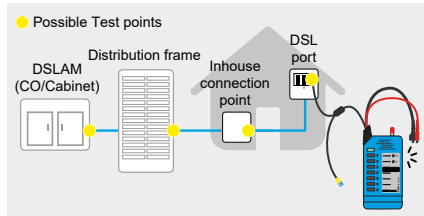
### At a glance

- 7 in 1 world novelty
- xDSL availability test:  
ADSL, VDSL2, G.fast and more  
Detection of active DSLAM/ISAM
- Display of the connection variant:  
DSL/All-IP, DSL/ISDN or POTS
- xDSL Signal detection with Probe:  
Contactless identification of the wire pairs
- LAN data port test:  
Link activity test, LAN port finder
- Laser light source for fibre optics:  
Visual fault location (VFL)
- Line tracer for IT, TC, electrical
- xDSL modem detection (optional):  
Detection of active modem (CPE)

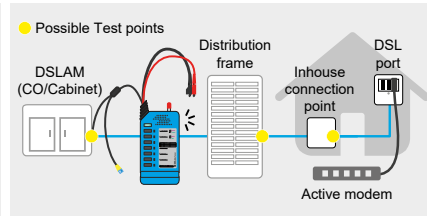
**NEW**

**KE3150 – unique, multifunctional and compact!** Indispensable for quickly checking the availability and activity of classic and IP-based DSL connections and modems as well as the contactless detection of active DSL signals.

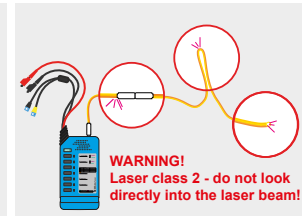
#### xDSL tests



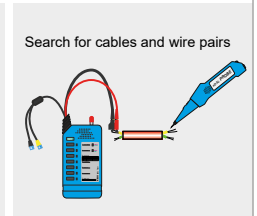
#### Modem detection



#### Visual fault location



#### Line tracing



#### DSLAM/ISAM activity tests

Der *KE895 xDSL Check* can activate the inactive DSLAM/ISAM at the far end of a connected line to detect the availability of a DSL service. All current xDSL services according to ITU-T G.441 are supported, for example ADSL or VDSL2 as well as the new Super Vectoring (VDSL 35b) and G.fast technology. After feedback from the network side, the Annex variant can be displayed, Annex A/M (DSL/POTS), B (DSL/ISDN) or J (All-IP).

#### xDSL modem detection

On the network operator's or supplier's side, the *KE895 xDSL Check* performs the detection of an active xDSL modem at the end of the line. Thus, it can be remotely assessed whether a modem is connected on the customer side.

#### Contactless detection and classification of xDSL services

With the *KE420 xDSL Probe*, wire pairs carrying active xDSL signals can be detected without contact for the first time. This means that the lines carrying an active xDSL signal can be determined completely free of interference in the exchange, at the cable distributor, at the house transfer point or in the building. Two frequency LEDs indicate the signals from ADSL to ADSL 2+, VDSL2 to band plan 17 as well as VDSL 35b/G.fast. The brightness of the xDSL LED indicates the signal strength.

#### Data port test/port finder function

The Ethernet link test makes it possible to detect active (patched) network ports and to quickly and easily assign them to the corresponding port on the switch in the LAN using the link blink function.

#### Integrated visible laser light source for visual inspection of fibre optic lines

In addition, an integrated visible light source (VFL) is available for the visual inspection of optical fibres for daily work. It can be used to visually test singlemode/multimode fibre optic cables and other fibre optic components for breakage and continuity. Fibre optic cables in a bundle can be localized and assigned.

#### Overvoltage protection up to 500 V DC/350 V AC

Overvoltage protection protects the device in case of accidental contact with live cables >100 V.

#### Tests of cabling of all kinds

KE3150 has a cable finder function for identifying specific lines in telephone, data and coaxial as well as cables in voltage-free electrical installations. Cables can be located in ducts or walls. Wire pairs and even reversals and split pairs can be detected. A continuity test with resistance-dependent tone frequency helps to determine the copper cable condition.








### KE895 xDSL Check/Search signal transmitter

<b>Test cords</b>	Flexible test cord Test cord connection	25 cm 2x banana with crocodile clips 1x RJ11 plug with TAE adapter 1x RJ45 plug
	Additional test ports Strain relief on the test cords Gold-plated contacts	1x 2.5 mm universal optical fibre ferrule ■ ■
<b>Features</b>	Continuity test <b>DSL availability test</b> <b>Modem detection</b>	LED + tone For services according to ITU-T G.441 such as ADSL-ADSL2+, SHDSL, VDSL2, G.fast Detection of active xDSL modems on the customer side (optional)
	Resistance test by changing the tone frequency Low battery indication by flashing LED Auto power off 45/90 min./never (in toner mode) Device switch-on indicator with LED Data port test via Link-Blink function Visible laser light source (VFL)	■ ■ ■ ■ ■ ■
<b>Frequencies</b>	Copper (< ±1 %)	Solid : 1 kHz, 1.9 kHz, 577 Hz ALT: 880 Hz/1 kHz, 1.9 kHz/2.6 kHz, 577 Hz pulse
	Fibre	270, 1000 Hz modulated + pulse
<b>Range</b>	Copper Fibre	Max. cable length up to 15 km without load, up to 0.4 mm Ø Max. cable length up to 10 km
<b>Transmitting power (9 V block battery)</b>		9.0 V <sub>SS</sub> without load / ~ 12 V <sub>SS</sub> with loaded battery +5 dBm at 600 Ohm for fundamental 1 kHz 0 dBm at 100 Ohm for fundamental 1 kHz -5 dBm at 50 Ohm for fundamental 1 kHz
<b>Overvoltage protection</b>		Up to 500 V DC / 350 V AC in all modes except CONT and ETH for banana plugs / Pin 4 + 5 on RJ45
<b>Dimensions</b>		150 x 65 x 26 mm
<b>Weight</b>		220 g without battery
<b>Case</b>		Solid, shock-resistant and weather-resistant ABS-case Detached battery compartment Captive Screw

### KE420 xDSL Probe/ Search signal receiver

<b>Features</b>	Flashlight function <b>xDSL signal filter LED</b>	■ ADSL-ADSL 2+, VDSL2 bis 17a / VDSL35b, G.fast
<b>Search distance</b>		To cable max. 60 cm, search depth under plaster max. 15 cm
<b>Dimensions</b>		220 x 40/35 x 25 mm
<b>Weight</b>		90 g without battery
<b>Additional hardware features</b>		Test probe made of non-conductive carbon fibre reinforced plastic 3.5 mm headphone jack Gold-plated contacts Detached battery compartment
<b>Power supply</b>		9 V block battery
<b>Casing</b>		Sturdy, impact-resistant and weather-resistant ABS-case with membrane keys

### Article description

0.49801	<b>KE3150</b>		xDSL Detection Kit consisting of: KE895 xDSL Check and KE420 xDSL Probe with protective bag
0.49800-11	<b>KE895 xDSL Check</b>		DSLAM/ISAM activity test and cable finder functions as well as fibre optic fault locator (VFL)
0.49800-20	<b>KE420 xDSL PROBE</b>		Detects active xDSL signals and receives search signals during line searches
0.49800-MD	<b>Modem detection</b>		Hardware upgrade to activate the test function for Detection of active xDSL modems at the remote end of the line
0.49700	<b>Breakout adapter</b>		Test adapter set, for looping into cables and tapping the pins of junction boxes Consisting of 6-/8-pole modular adapter with RJ11/RJ45 cable and TAE adapter
1400070	<b>FO adapter</b>		Fibre optics adapter for 2,5 mm connection socket to 1.25 mm
1400078	<b>FO adapter</b>		Fibre optics adapter for 2,5 mm connection socket to POF
1400088	<b>FO adapter</b>		Fibre optics adapter for 2,5 mm connection socket to SMA