

Dran-View 7 Windows 11 Compatibility Settings

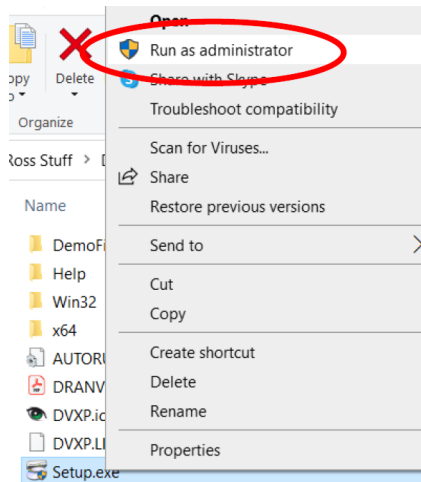
INTRODUCTION

Dran-View 7 is fully compatible with Windows 11. However, due to Windows 11 restrictions, Windows needs to first determine the best compatibility settings when running Dran-View 7.

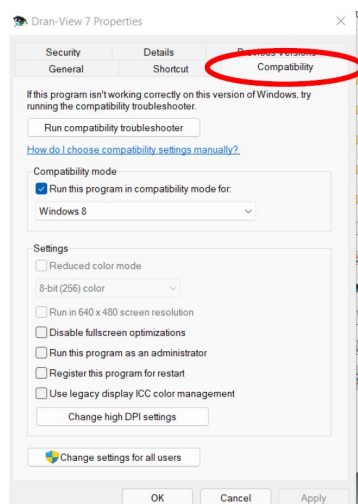
Windows 11 has a built-in compatibility tool that automates the compatibility setting process. Please follow the steps below before running Dran-View 7 for the first time on your Windows 11 computer. This is a one-time only procedure, and once completed, the settings will be saved for future use of Dran-View 7.

INSTALLATION & COMPATIBILITY SETTING PROCEDURE

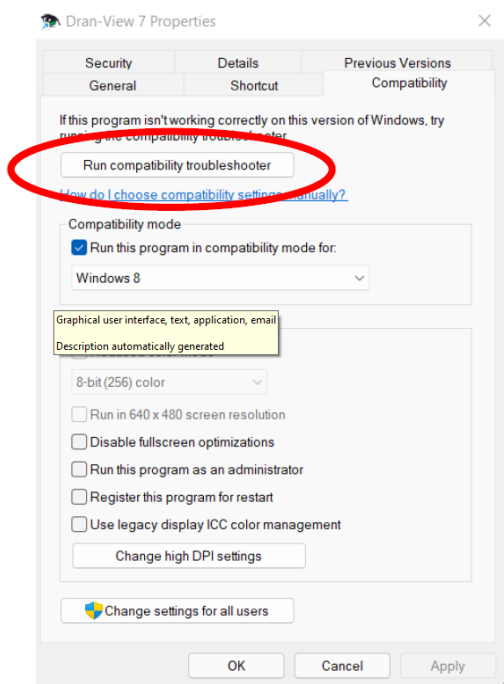
- 1) Uninstall Dran-View 7 if it was previously installed.
- 2) Download the most recent version of Dran-View 7 from the GOSSEN METRAWATT web site: <https://www.gmc-instruments.de/media/software/pq/dranview.zip>
- 3) Unzip the Dran-View 7 download file: Right click on the downloaded file and select 'Extract All'. Windows will ask you to select the destination folder, then click 'Extract'.
- 4) Install Dran-View 7: From the folder that you extracted Dran-View, right click on the file 'setup.exe' and select 'Run as administrator'. When complete the Dran-View 7 icon will appear on your desktop



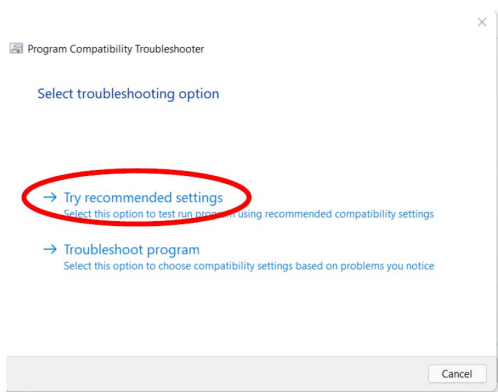
- 5) Set the Windows compatibility: Right click on the Dran-View 7 icon and select 'Properties'. The window below will appear. Select the 'Compatibility' tab at the top.



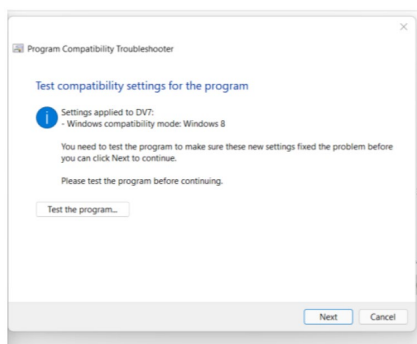
- 6) Click the 'Run compatibility troubleshooter' button. Windows will now automatically choose the most appropriate compatibility settings for Dran-View 7.



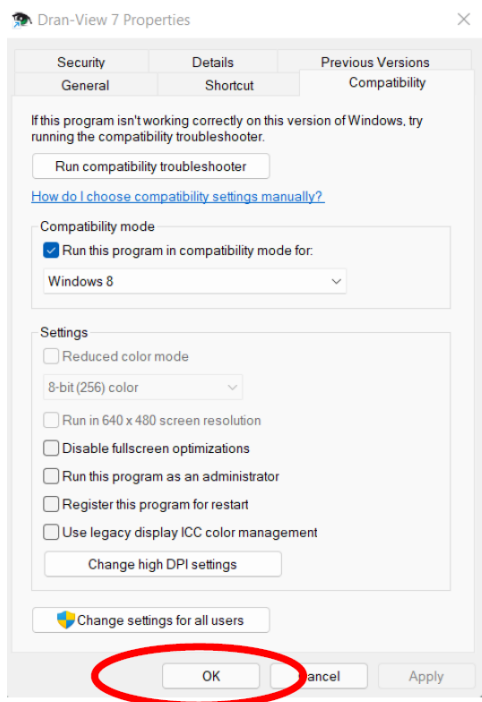
- 7) The window below will appear. Select 'Try recommended settings'.



- 8) The 'Test compatibility settings for the program' window will appear. Click 'Test the program'.



- 9) You will be prompted to fix the program. Click the 'Apply' button.
- 10) Click 'OK' at the bottom of the Compatibility tab.



- 11) The Dran-View 7 compatibility settings will now be saved, and Dran-View 7 will now work great on your Windows 11 computer!

TO CONTACT GOSSEN METRAWATT

- E-Mail: support@gossenmetrawatt.com
- Phone: +49 911 8602-0